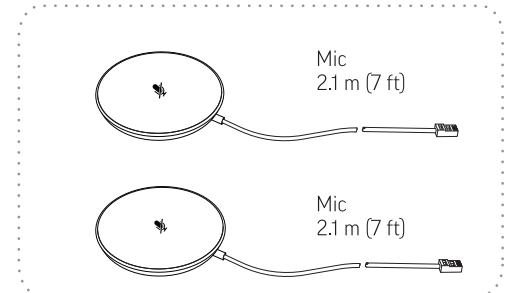
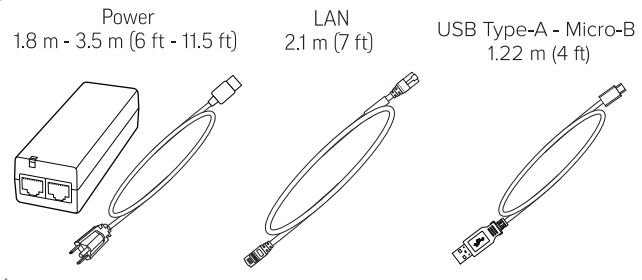
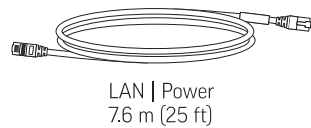



Poly Trio C60

This setup sheet covers the Poly Trio C60, Trio C60 ND, and Trio C60 NR.

See the Poly Trio C Series Regulatory Notices guide for all regulatory and safety guidance prior to configuration.

Avant de procéder à la configuration, veuillez consulter les Avis de réglementation du Poly Trio C60, afin de prendre connaissance des recommandations en matière de sécurité et de réglementation.



Minimum Setup

Installation des éléments de base

Instalación necesaria

Instalação básica

Grundinstallation

Installazione necessaria

Nødvendig oppsett

Minimális beállítások

Konfiguracja minimalna

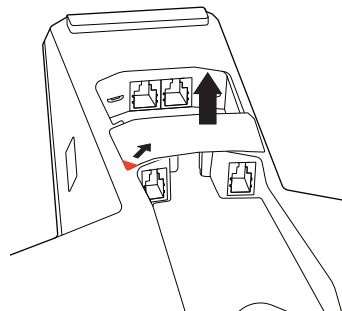
Необходимая настройка

必須設定

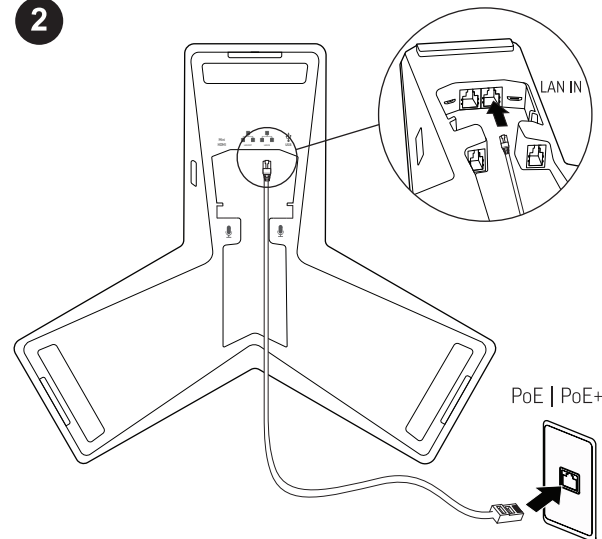
标准设置

필수 설정

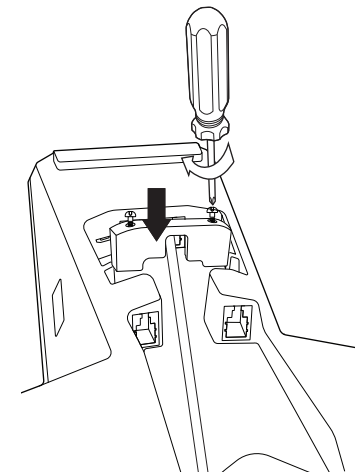
1



2



Optional



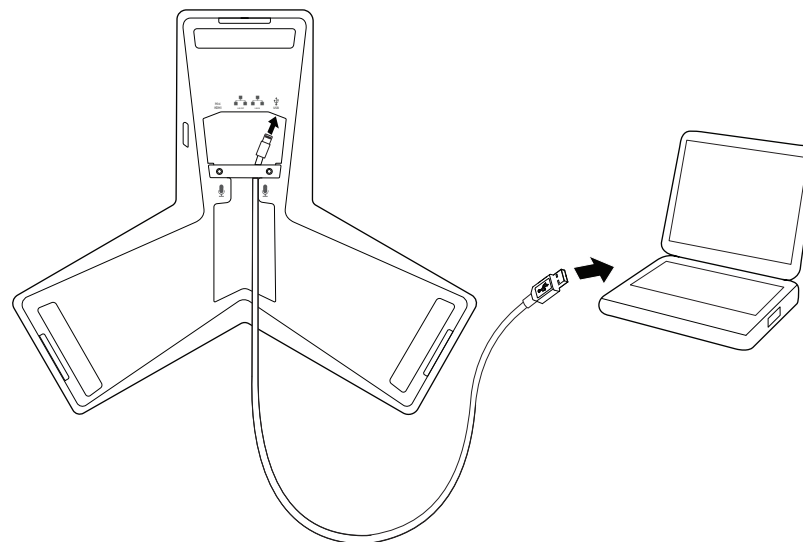
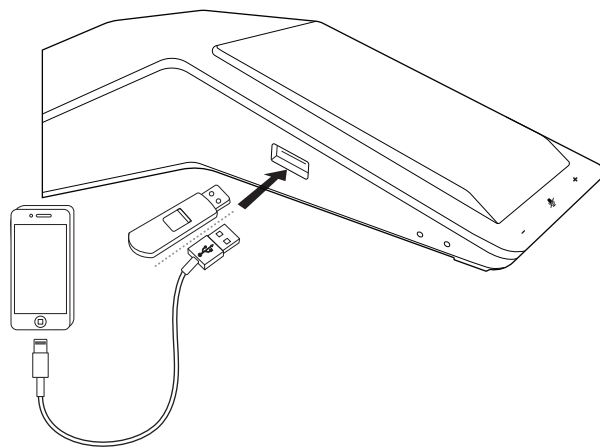
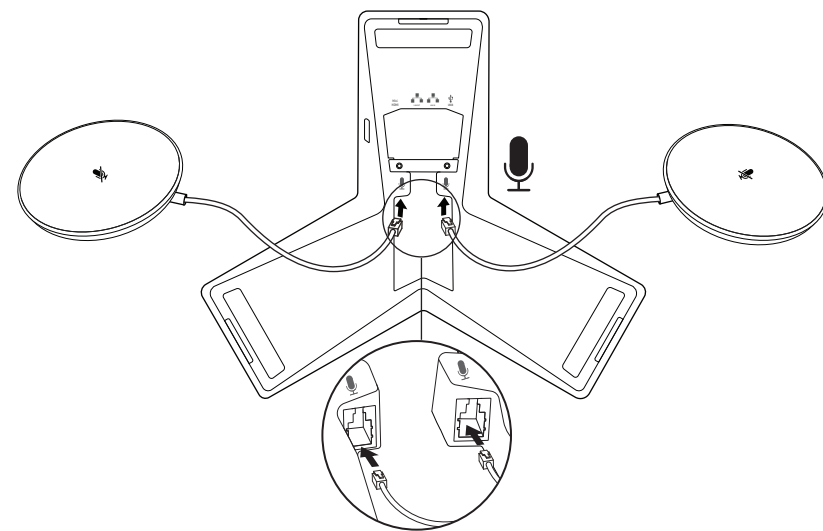
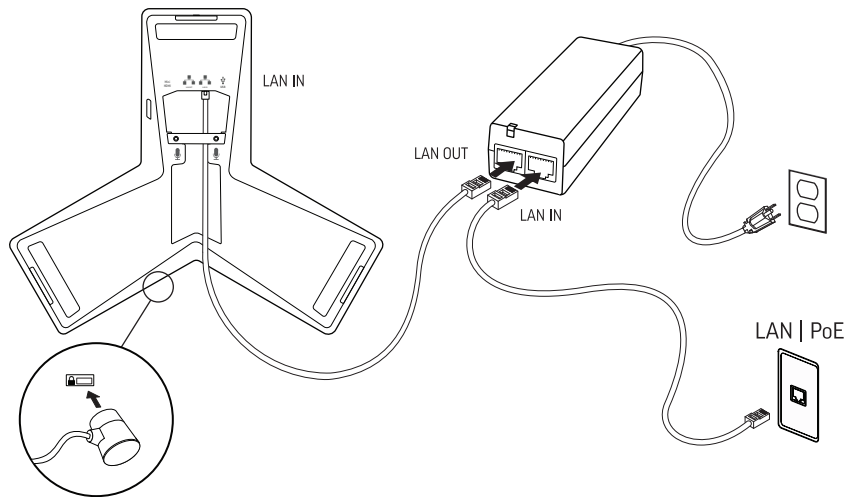
Optional Setup

Installation de l'équipement optionnel
 Instalación del equipo optativo
 Instalação do equipamento opcional

Einrichten der optionalen Ausrüstung
 Installazione delle apparecchiature opzionali
 Valgfritt oppsett

Kiegészítő beállítások
 Konfiguracja opcjonalna
 Дополнительная настройка

オプション設定
 选择设置
 選擇設定
 선택 설정



Hereby, Plantronics BV declares that the radio equipment type model Trio C60 is in compliance with Directive 2014/53/EU. The full text of the EU declaration of conformity is available at the following internet address: <https://www.polycom.com/voicedocumentation>

Poly Trio C60 system Radio Operating Frequency:
 1880 - 1900MHz <250mW peak
 2400 - 2483.5MHz <20dBm EIRP
 5180 - 5710MHz < 20dBm EIRP*

PoE output is compliant with IEEE 802.3af PSE standard and rated maximum output power of 15.4W

www.polycom.com/support



Note: The Mini HDMI port is disabled by default.